



MOVE-IN GUIDE

Fall 2026



UAB The University of
Alabama at Birmingham.

Student Housing and Residence Life

WE ARE VERY EXCITED TO WELCOME YOU TO THE UNIVERSITY OF ALABAMA AT BIRMINGHAM!

To help make your transition to on-campus living as smooth as possible, we have gathered some basic information for move-in.

Continue to check your UAB email throughout the summer for important information about living on campus!

DATES & DEADLINES

**JUNE
02**

Roommate Request Deadline

**JULY
01**

First round of assignments emailed to applicants

**JULY
13**

Second round of assignments emailed to applicants

**JULY
20**

Last day to request a change or swap through MyHousing

**JULY
27**

Third round of assignments emailed to applicants

**AUGUST
19 - 23**

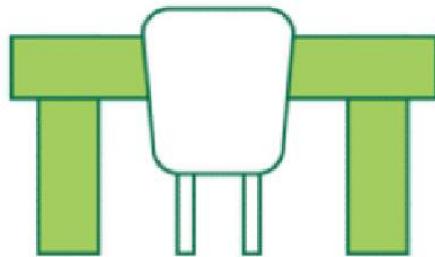
Housing Move-In

WHAT'S IN MY ROOM?


Furniture - One per resident



Twin XL Bed & Mattress



Desk & Chair



Dresser



Closet

No worries about utilities - They are included!

- Electricity & Water
- Heating & Air
- Cable Television Service
- Ethernet & Wireless Network Connections
- Free Online Streaming Service
- Free Laundry Swipes - 6 per week

View residence hall floor plans and photos on [our website!](#)

Security

Whenever you leave your room (even for a few minutes), lock your door. Your hall and room are as safe as you make them. Also, be sure to write down the serial numbers for all electronic devices that you bring and store that list in a safe place.

Walls & Ceilings

Do not insert any items (flat panel TVs, hooks, nails, etc.) into the walls or ceilings of your room. You can hang posters or paper items on the walls and ceilings with white sticky-tack or blue painters tape.

Paying for Housing

Your semester housing charges will be placed on your student account along with tuition and other fees. Fall charges are posted to student accounts in late July. Information about payment deadlines is available at uab.edu/whentopay.

Collegiate Bed Loft

UAB Student Housing & Residence Life partners with Collegiate Bed Loft to provide products that maximize your living space. From delivery and installation before you move-in to pick up after you move-out, CBL meets practical needs so you can focus on the bigger things only you can do. Collegiate Bed Loft offers:

Bedlofts



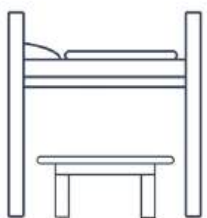
Futons



And More!



Safes



CBL
MORE THAN LOFTS

Click on the logo to the left for more info and to access the product catalogue!



SAFETY

UAB has many campus-wide features to foster a safe and secure environment:

- Residence Halls are locked 24/7 - ONE Card access is granted to residents only
- Front desks at each residence hall are staffed 24/7
- UAB Police Department has a Police Precinct specifically for Student Housing and Residence Life
- Over 400 Help Phones are located on campus that connect directly to UAB Police Department
- Blazer Express bus service that provides free rides around campus for students

To increase your safety:

- Always carry your cell phone
- Always let your roommate or someone know when/where you are going and when you expect to return
- Register your phone number and email with B-ALERT, UAB's emergency communication system used to notify the campus community of severe weather and other emergencies.
- Download the free [Rave Guardian app](#)
- Refer to the [UABPD Website](#) for additional information

Before Your Arrival

1. Pick up your ONE Card

Your UAB ONE Card is your student ID and you will need it to check into your room, for entry into your residence hall, and to use your Meal Plan, Dragon Cash, and Blazer Bucks.



2. Contact Your Roommate

After you know who your roommate is, think about what items you will share and who will bring them (TV, appliances, cleaning products, etc.)



3. Set Up your ResNet Account (Residence Hall Wifi)

You will be sent an email before move-in explaining how to set up your internet connection and MyResNet account. For more information, [click here](#).




4. Transportation Options

Register your bike and pre-order your bike permit. Looking to have a car on-campus? Pre-order your parking permit at www.uab.edu/transportation/. Take time to familiarize yourself with the UAB Blazer Express, Birmingham Max bus route, or Zyp Bikeshare.



5. Complete the On Boarding Module

You will be added to the Canvas course for the required virtual residential onboarding module no later than the first week in August. Continue to check your UAB email for information about the module.



6. Attend Your Mandatory Floor Meeting

In early August, you will receive an email from your Resident Assistant (RA). Your RA will welcome you to the community and provide details for your first-floor meeting, which will be hosted on Zoom before move-in begins.

RENTERS INSURANCE

It is highly recommended for residential students to purchase renter's insurance. UAB is not responsible for damages (water, smoke, etc.) or theft of student property. In some cases, the resident parent/guardian homeowner's policy may extend coverage to room and property in on-campus housing, but it is strongly advised that residents check with an insurance agent. To view a video about renters insurance and review information about various policy options via National Student Services, Inc. (NSSI) visit the **NSSI WEBSITE**.







CHECK-IN



UNLOAD



UNPACK



SET UP



YOUR MOVE

6 steps to ensure a smooth move-in experience

1

SIGN UP FOR YOUR MOVE-IN TIME SLOT

Move-in is structured around individual assigned move-in times. Move-in sign-ups are first come, first served. Continue to check your UAB email for updates as **information about signing up for your move-in timeslot will be sent in August.**

If you are considered an early arrival (i.e., Pre-season athlete, Band, sorority recruitment etc.), your Program Coordinator will contact you about your move-in day and time.



2

PACK AND LABEL YOUR BOXES WITH YOUR NAME, RESIDENCE HALL, AND ROOM NUMBER

Cardboard boxes are preferred to plastic containers so they can be broken down and stored under the bed. We recommend not throwing boxes away so they can be quickly reassembled and packed for move-out at the end of the academic year.

3

LIMIT YOUR PACKING AS MUCH AS POSSIBLE

Please make every effort to **pack in one mid-size vehicle** to limit traffic and congestion. We ask that you **refrain from bringing trailers** due to limited parking. Think about waiting to bring winter clothing/shoes until after Fall Break in November.



4

COMPLETE THE ONBOARDING MODULE & ATTEND YOUR FIRST FLOOR MEETING

You should complete the Residential Onboarding Module in Canvas and attend your first floor meeting hosted by your Resident Assistant on Zoom before coming to campus to move in. Continue to check your UAB email for updates to ensure you have all the necessary information to move in.

5

UNLOADING YOUR VEHICLE AT MOVE-IN

Students will have 20-30 minutes to unload. All cars must be moved to the parking deck once unloaded-**one person must stay with the vehicle while others unload.** Set up may take as long as you need, but please be aware that other students will need elevators for moving in so consider using the stairs if possible.

COMPLETE YOUR ROOM CONDITION REPORT

Once you check-in, you will receive an email asking you to complete your electronic Room Condition Report (RCR), noting any damages or issues in the room that were present when you arrived. **Residents must complete their RCR within 48 hours of check-in.**

6





Specific details about move-in, including traffic routes and maps, will be sent in **early August**. Continue to monitor your UAB email account for important updates!

Remember - you will only have **20-30 minutes to unload your items** before moving your vehicle out of the unloading zone.

-
- All items should fit in one mid-size vehicle. If you have more than one vehicle, the second vehicle must be unloaded from the parking deck or pulled into the unloading zone at a later time. Please refrain from bringing trailers due to limited parking.
 - Set up can take as long as you need. Please note that other students will need elevators for moving in, so consider using the stairs if possible.
 - Consider purchasing some items locally to minimize the need to transport and unload essential items.
 - If you are considered an early arrival (i.e., moving on campus before August 19), your Program Coordinator will contact you about your move-in day and time.

WHAT TO BRING

Linens & Laundry Supplies

- Sheets and pillowcases (XL twin)
- Towels
- Pillows
- Mattress Pad (XL Twin)
- Blankets
- Comforter
- Laundry Bags or Basket
- Clothes Hangers
- Laundry Detergent and Stain Remover

Household Items

- Tissues
- Toilet paper
- Coffee mugs
- Water bottle
- Cups, plates, and bowls
- Utensils
- Trash bags
- Trashcan
- Light bulbs (for any lamps)
- All-purpose cleaner
- Plastic storage bags
- Dish soap
- Disinfectant wipes & spray

Shared Items

- TV
- Microwave (Blazer/Camp/Rast)
- Small Airfryer
- Art/Decorations
- Painter's tape or wall putty

School Supplies

- Flash Drives
- Notebooks
- Folders with pockets
- Sticky notes
- Highlighters and pens
- Backpack

Health

- Hygiene products
- Aspirin or other pain reliever
- Medications
- Small first-aid kit
- Cough drops
- Thermometer
- Hand sanitizer

Electronics

- Laptop
- HDMI Cord
- Surge Protector
- Device Chargers

Clothing

- Pack for warm weather
- Heavy sweaters and overcoats are bulky and nonessential until early November
- Raincoat & Umbrella

Check with your roommate on any shared items and room decorations!

WHAT NOT TO BRING

Items Not Permitted in Residence Halls:

- Toaster Oven
- Toaster
- InstaPots and pressure cookers
- Any open coil appliances
- Hot plates
- Halogen Lamps
- Medusa Lamps
- Extra bed or mattress
- Incense
- Candles
- Lighters and matches
- Fireworks
- Tobacco products (including vapes)
- Drugs
- Drug Paraphernalia
- Alcohol
- Alcohol paraphernalia (*including alcohol-related decorations*)
- Weapons (*including pocket knives and airguns*)
- Pets (*including fish and preserved specimens/bones*)
- LED Light Strips (*light strips with adhesive backing*)
- Charcoal/Gas



For a full list of permitted and prohibited items in the residence halls, as well as safety and community living guidelines, please review the [Residence Life Handbook](#) on [our website](#).

TIPS FOR AVOIDING CHARGES

The tips below can help you avoid administrative and damage charges as you're setting up your space and throughout your time in the residence halls!

Review your RCR before you start unpacking



Before you move in, Residence Life staff will go through your room and complete a Room Condition Report (RCR), noting any minor damages or issues that were already present in the space. Once you check into your space on move-in day, you will receive a confirmation email with a link for you to review your RCR and make notes for anything that our staff may have missed. You must complete your RCR review within 48 hours of your check-in! Completing this review ensures that when you move out, you aren't charged for any preexisting damages.

Be careful what you hang on the walls

Damage to the walls is a common and avoidable way that students are charged. To avoid this, refrain from nailing, screwing, or thumbtacking anything to the wall. Never use duct tape or other strong adhesives. **We recommend mounting putty or command strips, but take care when removing them.**

Adhesive LED light strips are a common cause of damage and are not allowed to be adhered to any university property. Shower caddies with adhesive hooks are prohibited as they are extremely difficult to remove and can cause damage to the shower surface.




Avoid altering or adjusting furniture by yourself



If you wish to adjust your bed height, please submit a fix-it request, and the Housing Facilities team will be happy to assist. If you move your desk or dresser, please use care to avoid personal injury or damage to the room.

Do not add plumbing accessories by yourself



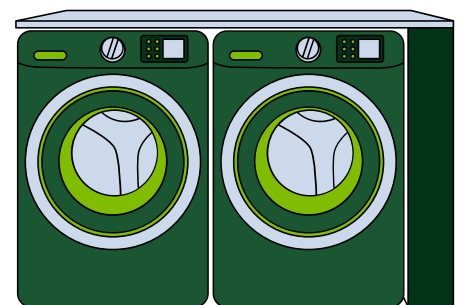
To protect safety, sustainability standards, and campus property, only UAB Maintenance can install approved plumbing accessories. UAB does not allow outside shower heads for any reason other than DSS accommodations (wand attachments or other accessibility accessories). Approved bidet models are allowed but must be installed by a UAB Plumber for a fee. Outside contractors or personal installations are not permitted. Unauthorized removal or installation may result in leaks and lead to disciplinary action and charges for any associated damages or cleaning.

Stay on your assigned side of the room

Residents who are paying a double occupancy rate but currently do not have a roommate or suitemate must keep the room ready to welcome a new roommate at any time. This means leaving the vacant side of the room clear and uncluttered, ensuring it is available for immediate use. Any personal belongings should be confined to one side of the room to ensure the new resident has adequate space for their items. You may be charged if Housing staff are unable to assign a student to a vacant space due to your use of that space.

Avoid misuse of the laundry machines

Overloading the laundry machines or using too much detergent can cause damage to the machines and flooding. There are instructions in each laundry room. Any damage that results from misuse could result in charges.



For more details on charges and policies, please review the Residence Life Handbook on [our website](#).

THINGS TO KNOW



One Stop Student Services

One Stop is conveniently located on the first floor of the Hill Student Center. Members of the One Stop team can assist you with meal plans, financial aid, parking, paying your bill, and more. If you have any questions prior to move-in, feel free to contact them!

ONESTOP

✉ onestop@uab.edu

☎ 205-934-4300

Campus Dining

UAB has a vast selection of dining locations across campus. All students who live on campus are required to purchase a meal plan. Visit the [meal plan website](#) to find a plan that's right for you and sign up online.



📷 @UABDining

🌐 [Dining Locations](#)

🌐 [Meal Plan Website](#)




Parking & Transportation


If you plan to bring a car to campus, you can purchase a parking permit from UAB Parking and Transportation. On their website, you will also find information for Blazer Express, the UAB campus bus service, as well as bike resources and education.

🌐 [Parking Website](#)


CONTACT US


Main Housing Office

 900 17th Street South
103 Gold Hall
Birmingham, AL 35205


 205-996-0400

Residence Life Office

 1600 10th Avenue South
1100 McMahon Hall
Birmingham, AL 35205

 205-975-4575

 studenthousing@uab.edu

 uab.edu/housing

Don't forget to continue to **monitor your UAB email!** All important information about move-in and the start of the semester will be sent to this email address, so it is important that you **begin to check it regularly.**

UAB
Housing

Follow us on Instagram!

@UABHousing



Thank you!