

GPS
Graduation Planning System
Quick Guide

What is the UAB GPS?

- ☐ A web-based tool that will provide a clear and convenient method for students and advisors to track degree progress, prepare for registration, and plan for graduation.
- ☐ GPS is designed to aid and facilitate academic advising.

Who can use the GPS?

- ☐ All currently enrolled undergraduate students who attend UAB beginning Fall of 2008 or later.
- ☐ Advisors have access to GPS Worksheets.

Students access the GPS through BlazerNET

- ☐ [Log in to BlazerNET](#).
- ☐ You will first see your Message Center. After reading any important messages for you, click the "Enter BlazerNET" button near the bottom of the page.
- ☐ You will then land on your Student Profile page. On the right side of the page, click the green "GPS" icon.
- ☐ Your GPS will open in a new window. (If you do not see your GPS, be sure that you have disabled any pop-up blockers.)




How do Advisors Access GPS?

Advisors will access GPS through the BlazerNet or by following this link:

<https://gps.it.uab.edu/DashboardServlet/dashboard>

1. Once you are logged into BlazerNet enter a BlazerID or Banner ID for a student, or click "Student Search" to search by name.
2. On the "Student View," click the "GPS" tab to open the degree audit for that student.



3. The GPS will open in a new window. (If you do not see your GPS, be sure that you have disabled any pop-up blockers.)

How do I read the audit?

A student's GPS audit consists of a series of sections, which are called "blocks." These blocks are programmed to check the degree requirements for each school. The blocks contain an easy-to-use color code:

☐ Minimum 120 hours required for a Baccalaureate Degree

☒ You meet the minimum overall 2.0 GPA requirement.

☒ Freshman Year Experience



☐ University Core for College of Arts & Sciences

☐ Major Requirements

☐ Concentration Requirements

☐ Apply one term before expected graduation date.

1. ☒ A green check marked circle indicates that a requirement has been completed.
2. ☐ A blue circle half-filled indicates that a requirement is in the process of being completed. Most often this means that a student is currently enrolled in a course that will satisfy the requirement.

3.  A circle with a red border indicates that a requirement still needs to be completed.
4.  A brown circle with an exclamation point indicates that a student should talk with an advisor about that requirement. Students will rarely see this circle as it is reserved for particularly complex situations that require a conversation with an advisor. (The legend is also at the very bottom of each student's GPS.)
5. After the regular requirements are listed there are groups of courses listed. These can mean a variety of things. They include the following categories:

a. General Electives

General Electives

Credits applied: 60 Classes applied: 21

Course	Title	Grade	Credits	Term	Repeated
BY 101	Topics in Contem Biology I	A	4	Spring Term 2021	
Satisfied by: TST104 - Test Group 1 - Slippery Rock Univ of Penn					
BY 102	Topics In Contem Biology II	A	4	Spring Term 2021	
Satisfied by: TST104 - Test Group 1 - Slippery Rock Univ of Penn					
BY 115	Human Anatomy	C	4	Fall Term 2010	
Satisfied by: BIO201 - Human Anat & Physiology I - Jefferson State Comm College					
BY 116	Human Physiology	B	4	Fall Term 2010	

- i. These are courses that can count toward the degree, but for whatever reason are not currently being used to meet specific requirements i.e. major/minor.
- ii. Courses can enter and exit this group depending on the rules that are in effect for that student and how the audit engine can best maximize their coursework to get them as close to graduation as possible.

b. Not Applied due to grades and/or Repeats

Not Applicable Due to Grades or Repeats

Credits applied: 25 Classes applied: 19

Course	Title	Grade	Credits	Term	Repeated
CH 117	Gen Chem II	W	0	Spring Term 2005	(R)
CM 101	Public Speaking	A	3	Spring Term 2011	(R)
Satisfied by: SPH106 - Fund of Oral Communication - Jefferson State Comm College					
CM 101	Public Speaking	B	3	Fall Term 2004	(R)
CM 101	Public Speaking	F	0	Summer Term 2011	
EC 211	Principles of Macroeconomics	D	0	Fall Term 2019	(R)

i. These courses can't be used to meet degree requirements for any of the following reasons.

1. Failed courses
2. Courses from which a student withdraws
3. Audited courses
4. Courses that a student has repeated for credit that can only count once toward graduation credit requirements and are excluded (forgiven by New Start policy, exception, or forgiveness policy - student request) from the GPA
5. Courses that a student has repeated for credit that can only count once toward graduation credit requirements but still are included in the GPA (don't count as earned hours, but count as GPA hours, thus averaging the class for the GPA calculation)
6. Remedial Classes. These courses could also be limited by the school and can't apply toward degree requirements
7. Grade requirements that exceed the University requirements
8. No more than a specific number of credit hours in a particular class can apply to this degree

c. Over The Limit

- i. Courses go to this category when students transfer to UAB with more than 60 hours from a Community College.
- ii. The University only accepts half of the hours for a degree from a 2-year college. Courses that exceed the limit will go into over the limit group.

Over The Limit

Credits applied: 14 Classes applied: 6

Course	Title	Reason	Grade	Credits	Term	Repeated
EC 210	Prin of Microeconomi	Maximum credits exceeded	B	1	Summer Term 2020	
Satisfied by: ECO232 - Principles of Microeconomics - Jefferson State Comm College						
ELEC 101	General Elective	Maximum credits exceeded	A	1	Fall Term 2020	
Satisfied by: ORI101 - ORIENTATION TO COLLEGE - Jefferson State Comm College						
HY 104	World HY to 1600	Maximum credits exceeded	C	3	Spring Term 2014	